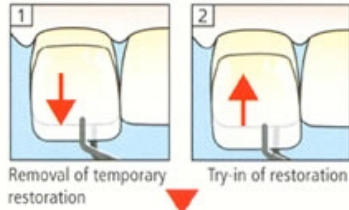


Variolink® Veneer / Excite®

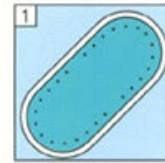
Light-cure Resin Cement

Placement of ceramic restorations where adequate light penetration is available



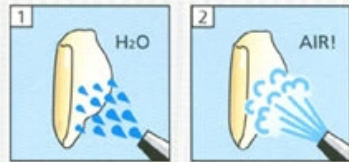
1 Removal of temporary restoration
2 Try-in of restoration

Restoration



1 Isolation

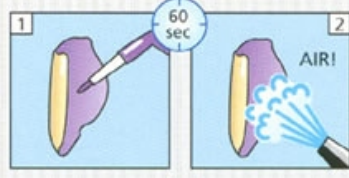
Preparation



1 H₂O
2 AIR!

Pre-treatment of restorations according to manufacturer's instructions


Silanization
Monobond-S



60 sec

AIR!

Enamel
Total Etch



15-30 sec



Excite®

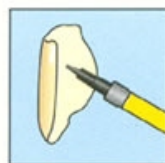


10 sec



10 sec

Variolink Veneer



5 sec

30 sec